



ميزان القابضة ش.م.ك.ع.  
MEZZAN HOLDING K.S.C.P.

مرجع رقم : MHC/Disclosure/2018/053  
التاريخ: 11 نوفمبر 2018

المحترم

السيد / خالد عبد الرازق الخالد  
الرئيس التنفيذي - شركة بورصة الكويت  
تحية طيبة وبعد ،،،

**الموضوع: إفصاح مكمل من (ميزان) بشأن مؤتمر المحللين/المستثمرين  
للبربع الثالث من العام 2018**

بالإشارة إلى الموضوع أعلاه ؛ نرفق لكم مرفق العرض التقديمي للمستثمرين عن الربع الثالث 2018.

وتفضلوا بقبول فائق الاحترام ؛؛؛

شركة ميزان القابضة (ش.م.ك.ع)

مدير الإدارة القانونية

وليد علي خليل





## نموذج الإفصاح المكمل

2018/11/11	التاريخ
شركة ميزان القابضة (ش.م.ك.ع.)	اسم الشركة المدرجة
إفصاح مكمل من (ميزان) بخصوص مؤتمر المحللين/المستثمرين للمربع الثالث من العام 2018	عنوان الإفصاح
2018/11/11	تاريخ الإفصاح السابق
مرفق العرض التقديمي للمستثمرين عن الربع الثالث 2018.	التطور الحاصل على الإفصاح
	الأثر المالي للتطور الحاصل إن وجد

شركة ميزان القابضة (ش.م.ك.ع.)

مدير الإدارة القانونية

وليد علي خليل







# Q3 2018 Earnings Presentation

November 8, 2018



شركة ميزان القابضة  
MEZZAN HOLDING CO.





# Disclaimer

---

This confidential document is provided for informational purposes only. THE INFORMATION SET OUT IN THIS PRESENTATION AND PROVIDED IN THE DISCUSSION SUBSEQUENT THERETO DOES NOT CONSTITUTE AN OFFER OR SOLICITATION OF AN OFFER TO BUY OR SELL SECURITIES IN ANY JURISDICTION. IT IS SOLELY FOR USE AT AN INVESTOR PRESENTATION AND IS PROVIDED AS INFORMATION ONLY. THIS PRESENTATION DOES NOT CONTAIN ALL THE INFORMATION THAT IS MATERIAL TO AN INVESTOR. THIS PRESENTATION HAS BEEN PREPARED BY AND IS THE SOLE RESPONSIBILITY OF MEZZAN HOLDING COMPANY (“MEZZAN” OR THE “COMPANY”).

Investors should make decisions to acquire investments solely on the basis of the information contained in the offering document published in connection with the offer of investments.

The information contained in this document is proprietary and confidential to Mezzan Holding Company (“Mezzan”). You must only use such information for the purposes of discussions with Mezzan and you must hold such information in strict confidence and not reproduce it or disclose it to any person, except as may be required by law.

You must not place any reliance for any purpose whatsoever on the information contained in this document. No representation or warranty, express or implied, is given by or on behalf of Mezzan or any other person as to the accuracy or completeness of the information or opinions contained in this document and no liability whatsoever is accepted by Mezzan or any other person for any loss howsoever arising, directly or indirectly, from any use of such information or opinions or otherwise arising in connection therewith.

The information contained in this document has been obtained from sources prepared by other parties and it may not have been independently verified.

The supply of this document does not imply that the information within is correct at any time subsequent to the date of this document.

The information herein may be amended and supplemented and may not as such be relied upon for the purpose of entering into any transaction. This presentation may not be reproduced in whole or in part, distributed or transmitted to any other person without the Company's prior written consent. The information in this presentation and the views reflected there in are those of the Company and are subject to change without notice. All projections, valuations and statistical analyses are provided to assess the recipient in the evaluation of matters described herein. They maybe based on subjective assessments and assumption and may use one among alternative Methodologies that produce different results and to the extent that they are based on historical information, they should not be relied upon as an accurate prediction of future Performance. These Materials are not intended to provide the basis for any recommendation that any investor should subscribe for or purchase any securities. This presentation does not disclose all the risks and other significant issues related to an investment in any securities / transaction. Past Performance is not indicative of future results. The Company is under no obligation to update or keep current the information contained herein. No person shall have any right of action against the Company or any other person in relation to the accuracy or completeness of the information contained in this presentation. No person is authorized to give any information or to make any representation not contained in and not consistent with this presentation and if given or made such information or representation must not be relied upon as having been authorized by or on behalf of the Company. This presentation does not constitute an offer or an agreement, or a solicitation of an offer or an agreement, to enter into any transaction (including the provision of any services). No assurance is given that any such transaction can or will be arranged or agreed. Certain statements in this presentation may constitute forward-looking statements. These statements reflect the company's expectation and are subject to risk and uncertainties that may cause actual result to differ materially and may adversely affect the outcome and financial effects of the plan described herein. You are cautioned not to rely on such forward-looking statements. The Company does not assume any obligation to update its view of such risk and uncertainties or to publicly announce the result of any revision to the forward-looking statements made herein.

This document may contain forward-looking statements which, by their nature, involve a number of risks, uncertainties and assumptions that could cause actual results or events to differ materially from those expressed or implied by these statements. These risks, uncertainties and assumptions could adversely affect the outcome and financial effects of the plans and events described within this document. In particular, actual results may be adversely affected by future developments affecting inflation, interest rates, taxation, social instability or other economic, political or diplomatic or other matters. Forward-looking statements contained in this document that reference past trends or activities should not be taken as a representation that such trends or activities will continue.





# Agenda

---

- Headwinds & Tailwinds
- Q3 2018 Highlights
- Historical Performance
- Financial Review

**By Families**  
For Families







## Mezzan Today: Q3'18 Headwinds

---

- Unsubsidized impact of excise duties on energy drinks & persistence of grey market. Savings on restructuring effective Q4
- Delay in delivering products of recent snack capacities on the shelves in KSA, UAE and Qatar toward end of the quarter
- Further delay in moving into the centralized Kuwait Warehouse, now moving in Q4
- Trend of potato prices putting pressure on the relevant unit's margins, with no opportunity to recover and likely to persist through Q4'18 before reversing in Q1'19



## Mezzan Today: Q3'18 Tailwinds





---

- Continued strong top-line growth from Kuwait and Catering
- Listings completed in key accounts in KSA towards end of Q3 and expanded distribution capacities into Jeddah & Dammam
- Water sales continue to grow in Kuwait as we continue to ramp-up utilization of the new line
- Continue rollout of HHT technologies across business regionally



# Mezzan Today: Q3'18 Highlights

KD Millions

	 Q3'18 (Reported)	 Q3'17 (Reported)	% <i>Change</i>	Q3'17 (Pro-forma)*	% <i>Change</i>	 YTD'18 (Reported)	 YTD'17 (Reported)	% <i>Change</i>	YTD'17 (Pro-forma)*	% <i>Change</i>
<b>Revenue</b>	52.0	49.8	+4.5%	48.9	+6.3%	161.5	157.6	+2.5%	154.0	+4.9%
<b>Gross Profit</b>	10.4	12.7	-17.9%	11.8	-12.1%	35.1	40.6	-13.5%	36.9	-5.0%
<b>EBITDA</b>	3.4	4.7	-28.3%	4.8	-28.3%	14.6	16.1	-9.2%	15.9	-8.1%
<b>Net Profit</b>	1.2	2.8	-56.3%	2.8	-56.4%	8.0	10.1	-20.5%	9.9	-18.9%
<i>Attributable to Equity Holders of Parent Company</i>										

- Effective 1 January 2018, New IFRS standards 15 and 9 for revenue and investments resulted in changes in accounting treatment of sales returns, selling and distribution expenses relating to customers and investments and trade receivables.
- In YTD 2017, selling and distribution expenses of KD3.4 million and sales returns of KD0.2 million would have been netted off against sales had the IFRS changes been implemented then. The YTD'2018 *reported* numbers include these changes (to the tune of KD4.0 million and KD0.2 million, respectively).



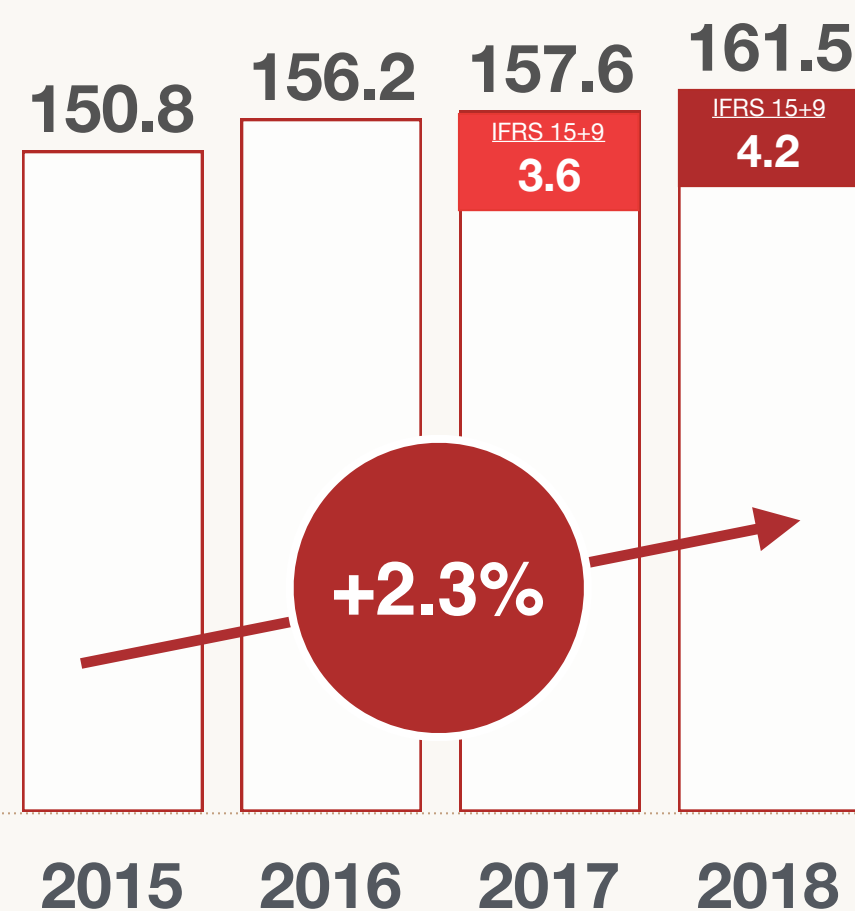


# Mezzan Today: Historical Performance.

As of Sep 30, 2018 for each year

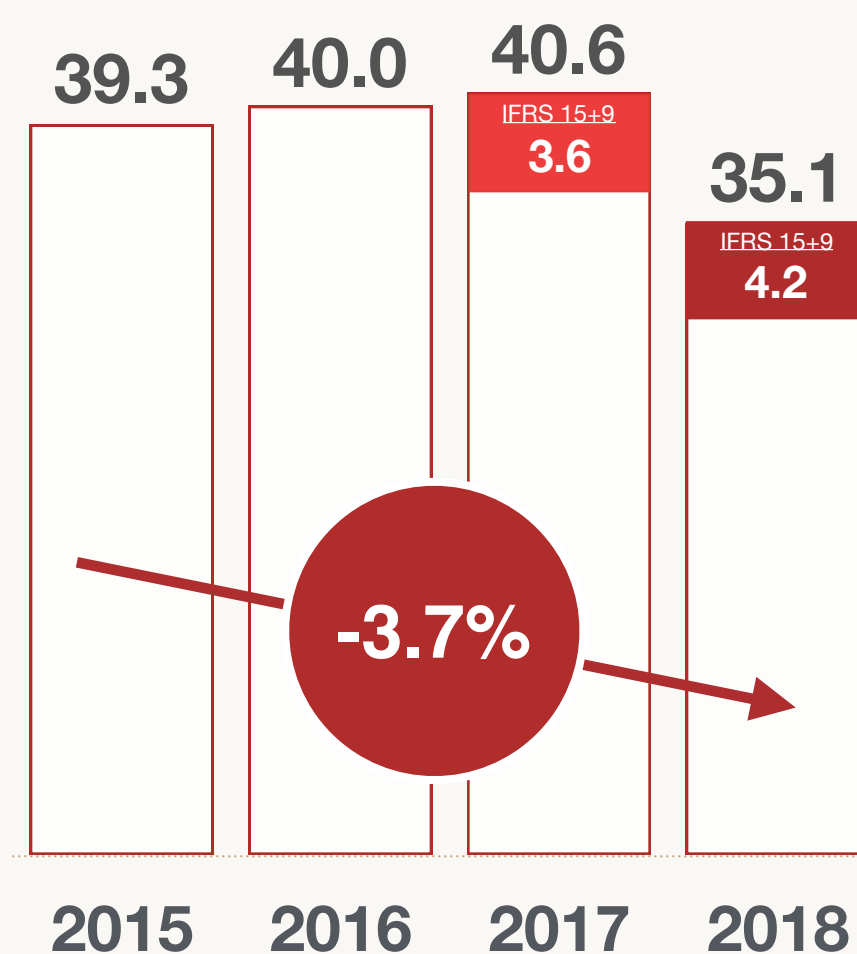
KD Millions

## Revenue



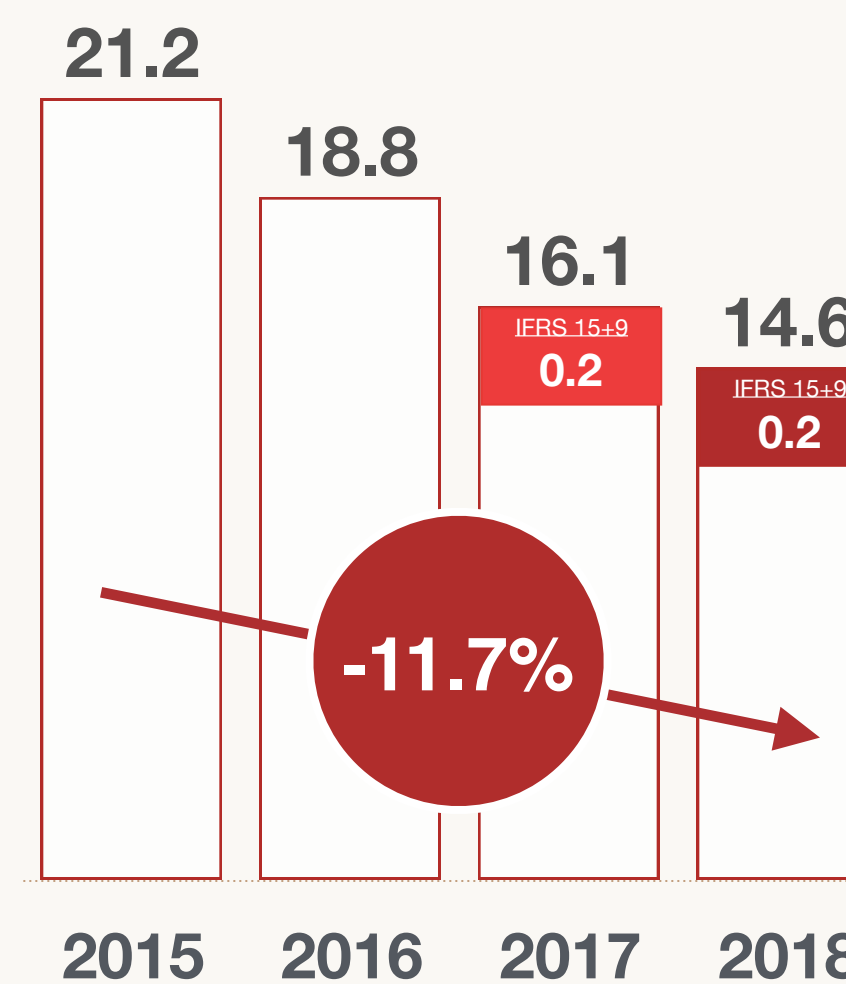
Revenue for the period was up a modest 2.5%; supported by Food Catering and Services as well as non Food FMCG but constrained by Food M&D

## Gross Profit



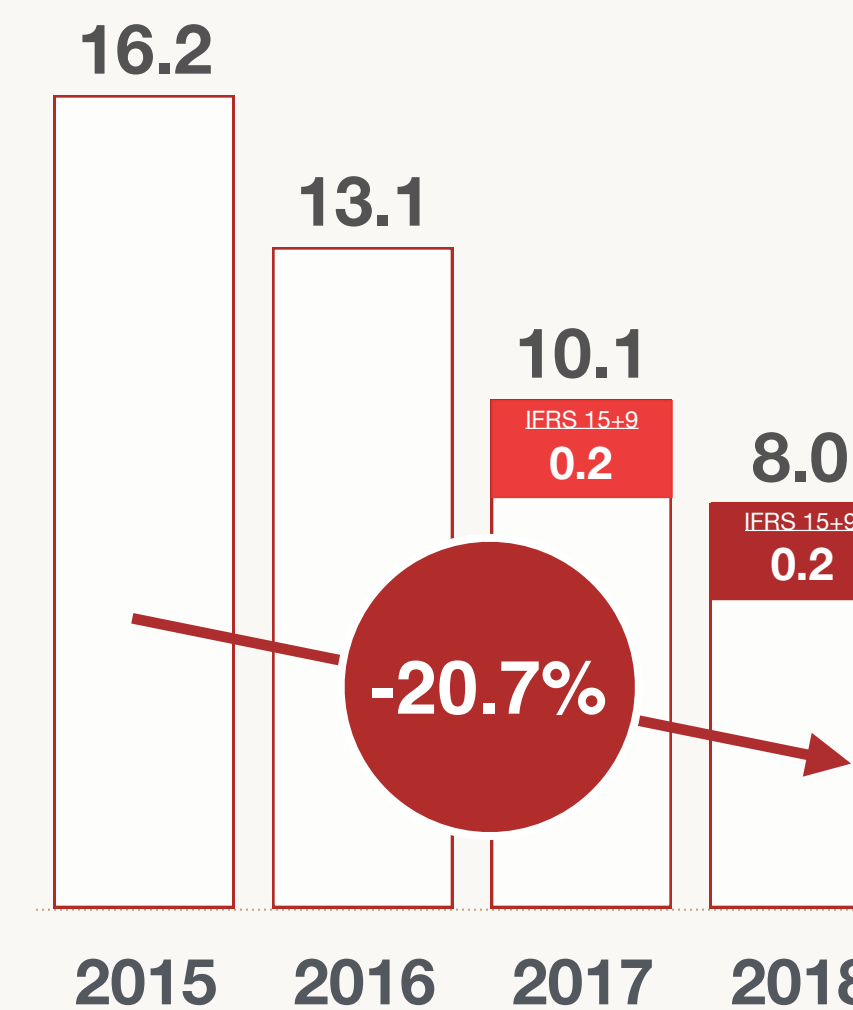
Gross Profit under pressure given reclassification of IFRS treatment; and drop in sales in the UAE and recent trends in potatoes prices

## EBITDA



EBITDA fell by 1.5% vs LY driven mainly by a decline in overall gross margins primarily driven by performance in UAE

## Net Profit



Mezzan net income decreased by 21.3% compared to LY driven by the decline of operating profits. Finance costs also increased

- Effective 1 January 2018, New IFRS standards 15 and 9 for revenue and investments resulted in changes in accounting treatment of sales returns, selling and distribution expenses relating to customers and investments and trade receivables.
- In YTD 2017, selling and distribution expenses of KD3.4 million and sales returns of KD0.2 million would have been netted off against sales had the IFRS changes been implemented then. The YTD'2018 *reported* numbers include these changes (to the tune of KD4.0 million and KD0.2 million, respectively).

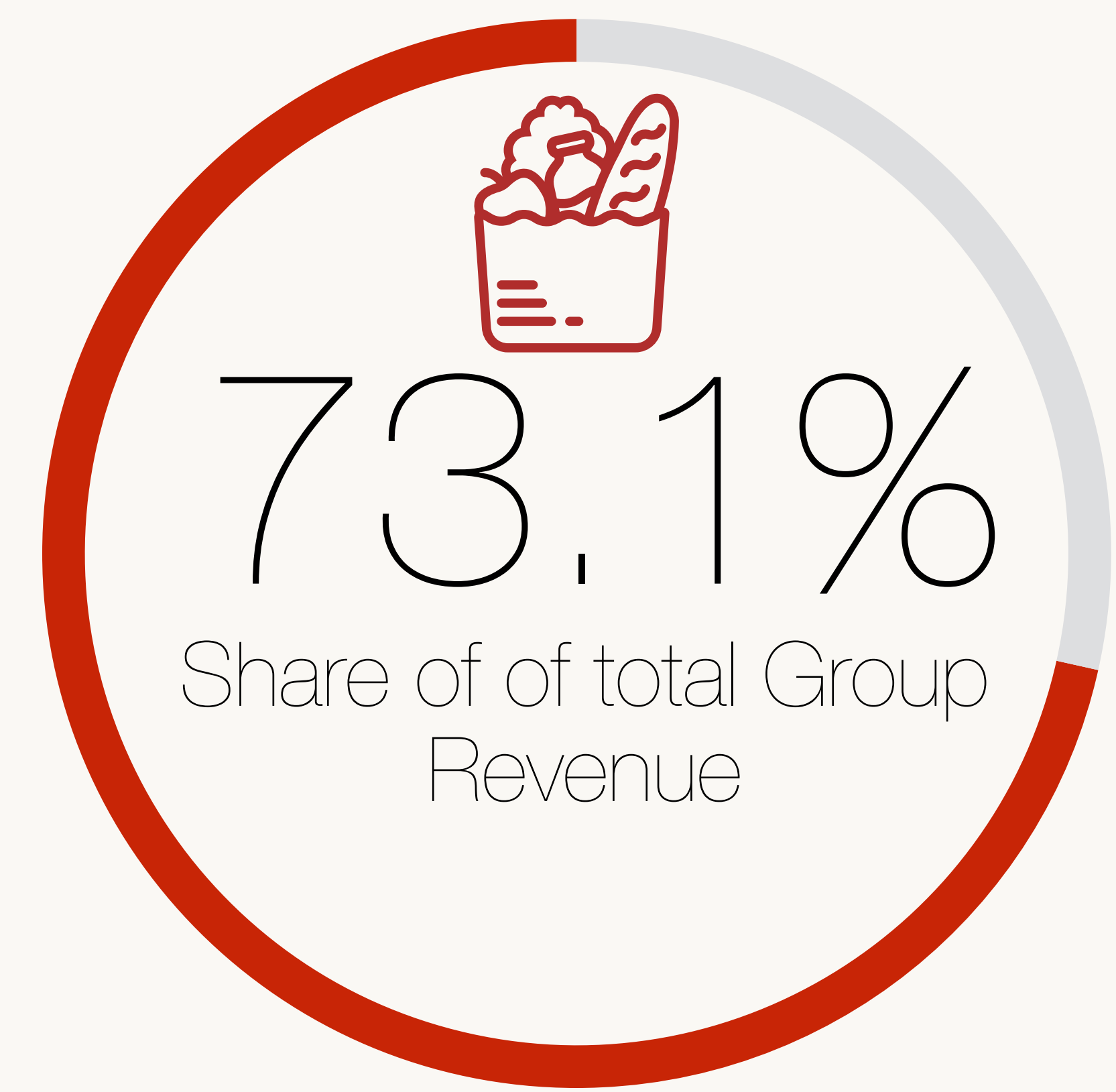




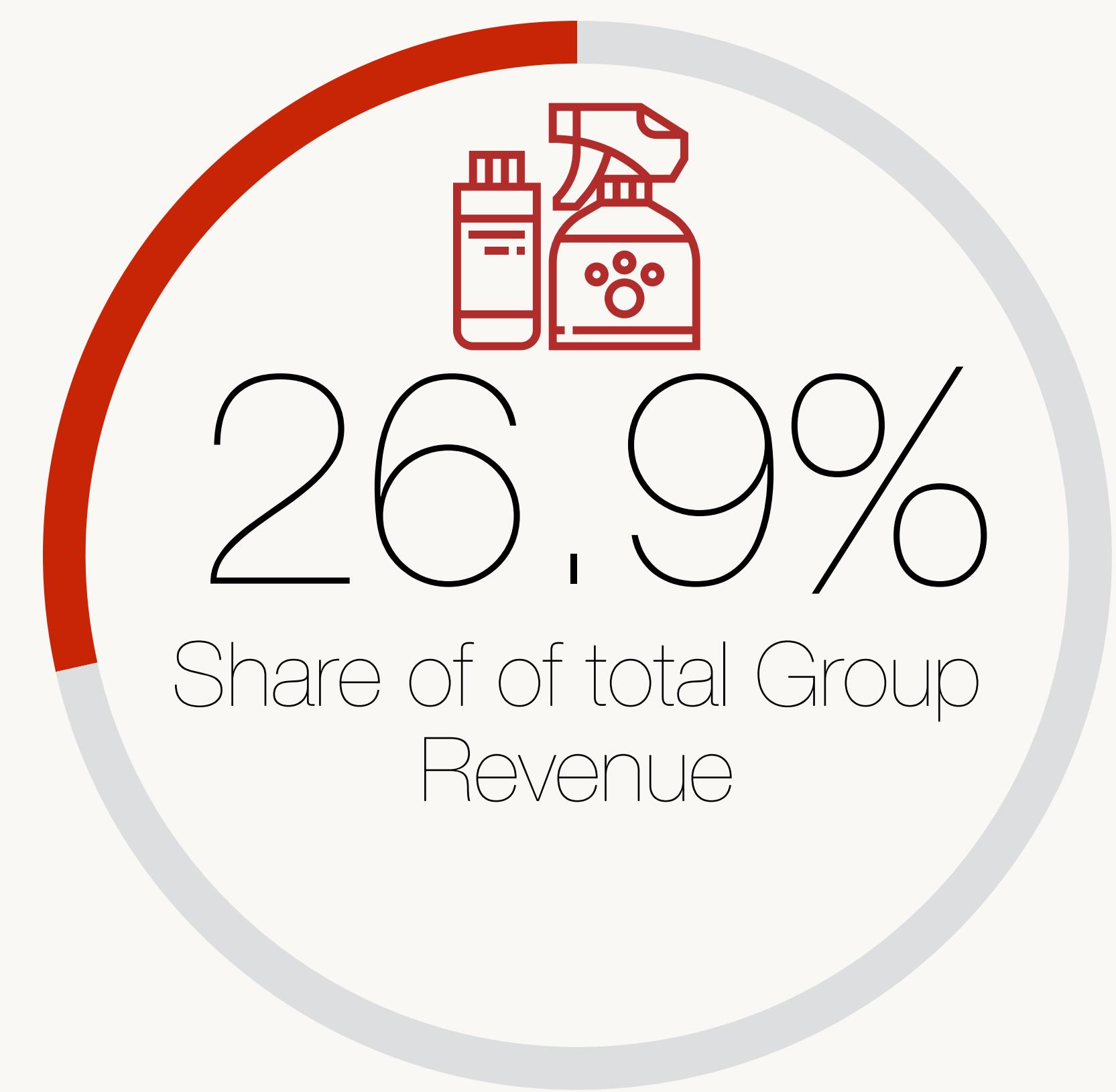
# YTD'18 Revenue: Contribution by Business Line

Vs. YTD'17 (Pro-Forma)

## FOOD REVENUE +4.5%



## NON-FOOD REVENUE +6.4%



Growth results vs. YTD-2017 have been calculated based on pro-forma YTD-2017 assuming IFRS 15+9 changes were done then, to enable a like for like comparison. Growth in YTD'18 "reported" vs. YTD'17 "reported" results are +1% for the Food Business Line, and +6% for the Non-Food Business Line.





# YTD'18 Revenue Growth by Business Division

Vs. YTD'17 (Pro-Forma)

## FOOD

Manufacturing  
& Distribution  
Contributed 48.1%  
to YTD'18 Revenues



-4.3%  
vs. YTD'17 (Pro-forma)

Catering  
Contributed 18.0% to  
YTD'18 Revenues



+34.6%  
vs. YTD'17 (Pro-forma)

Services  
Contributed 7.0% to  
YTD'18 Revenues



+11%  
vs. YTD'17 (Pro-forma)

Growth results vs. YTD-2017 have been calculated based on pro-forma YTD-2017 assuming IFRS 15+9 changes were done then, to enable a like for like comparison.  
Compared to reported YTD'17 results, M&D declined by -8.3%, Catering grew by +34.4% and Services grew by +8.2%.





# YTD'18 Revenue Growth by Business Division

Vs. YTD'17 (Pro-Forma)

## NON-FOOD

FMCG &  
Pharma  
Contributed 24.4%  
to YTD'18 Revenues



+7.5%  
vs. YTD'17 (Pro-forma)

Industrials  
Contributed 2.5% to  
YTD'18 Revenues



-3.2%  
vs. YTD'17 (Pro-forma)

Growth results vs. YTD-2017 have been calculated based on pro-forma YTD-2017 assuming IFRS 15+9 changes were done then, to enable a like for like comparison.  
Compared to reported YTD'17 results FMCG & Pharma grew by +7.3% and Industrials declined by -3.0%

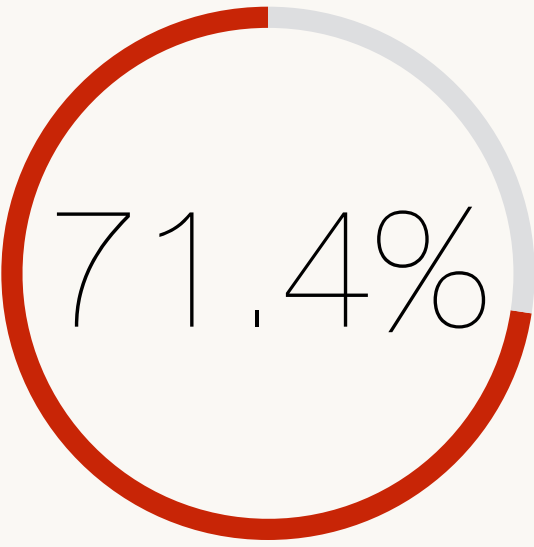




# Q3'18 Revenue by Contribution and Growth by Country

Vs. YTD'17 (Pro-Forma)

**Kuwait**



+11.4%

Continued strong performance especially in Water, FMCG & Catering

**UAE**



-23.6%

Persistence of impact of excise duty which annualized 1 October 2018.  
Restructuring savings to commence in Q4  
Supply of locally manufactured snacks towards end of Q3.

**Qatar**



+6.8%

Sales have grown given the strong performance of Catering. Supply of local snacks towards end of Q3.

**KSA**



-16.6%

Delay in delivering products of recent snack capacities on the shelves in KSA and late listings with key accounts

**Jordan**



-9.8%

The loss in sales has not impacted profitability due to their low.

**Afghanistan**



+34.8%

Strong growth due to increased sales in the fruits and vegetables business compared to a low LY

**Iraq**



+8.5%

Stable performance.

Compared to reported YTD'17 performance, Kuwait grew by 9.0%, UAE declined by 27.8%, Qatar grew by 6.7%, Saudi declined by 17.1%, Jordan declined by 10.5%, Afghanistan grew by 34.8% and Iraq grew by 8.5%.





# YTD'18 P&L

KD Millions

	<div><div></div>Q3'18</div> <div>(Reported)</div>	<div><div></div>Q3'17</div> <div>(Reported)</div>	<div>%</div> <div>Change</div>	<div><div></div>YTD'18</div> <div>(Reported)</div>	<div><div></div>YTD'17</div> <div>(Reported)</div>	<div>%</div> <div>Change</div>
Revenue	52.0	49.8	+4.5%	161.5	157.6	+2.5%
Gross Profit	10.4	12.7	-17.9%	35.1	40.6	-13.5%
GM%	20.0%	25.5%		21.7%	25.7%	
SG&A	(8.5)	(9.2)	-7.7%	(24.7)	(28.1)	+11.8%
Others	(0.8)	(0.7)	+15.0%	(2.0)	(1.9)	-4.0%
Underlying Profit (Pre-Tax)	1.2	2.8	-58.5%	8.3	10.6	-21.2%
Tax	(0.1)	(0.1)	+51.7%	(0.4)	(0.5)	+20.2%
Net Profit	1.1	2.7	-58.8%	7.9	10.1	-21.3%
UNPM%	2.1%	5.4%		4.9%	6.4%	
Net Profit	1.2	2.8	-56.3%	8.0	10.1	-20.5%

Attributable to Equity Holders of Parent Company





# YTD'18 Cash Flow

KD Millions

	<div>● Q3'18 (Reported)</div>	<div>● Q3'17 (Reported)</div>	Diff.	<div>● YTD'18 (Reported)</div>	<div>● YTD'17 (Reported)</div>	Diff.
<b>Operating Cash Flow before WC Changes</b>	3.7	5.3	-1.6	15.6	17.7	-2.1
<b>Working Capital</b>	0.3	4.2	-3.9	-6.0	-4.1	1.9
<b>Operating Cash Flow</b>	4.0	9.5	-5.5	9.6	13.6	-4.0
<b>CAPEX/Other Investing Activities</b>	-1.6	-4.0	2.4	-8.1	-9.8	1.7
<b>Cash Flow Before Financing</b>	2.4	5.5	-3.0	1.5	3.8	-2.3
<b>Dividends/Financing/Other</b>	-2.3	-0.9	-1.4	-12.8	-10.7	-2.1
<b>Increase in Net Debt</b>	0.1	4.6	-4.4	-11.3	-6.9	-4.4

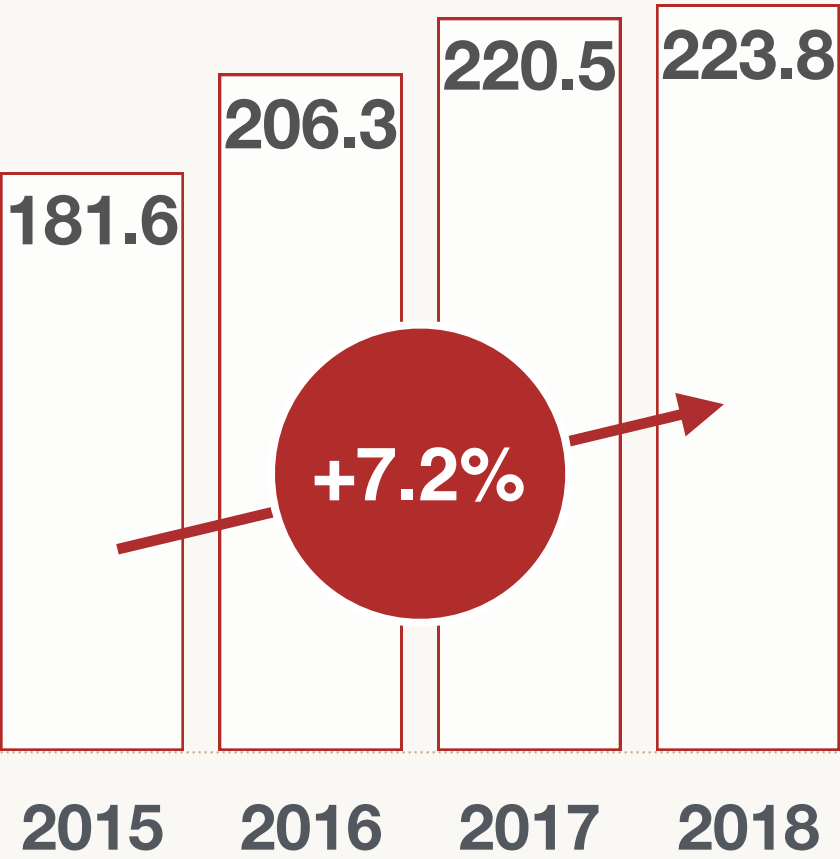




# Balance Sheet as of Sep 30th

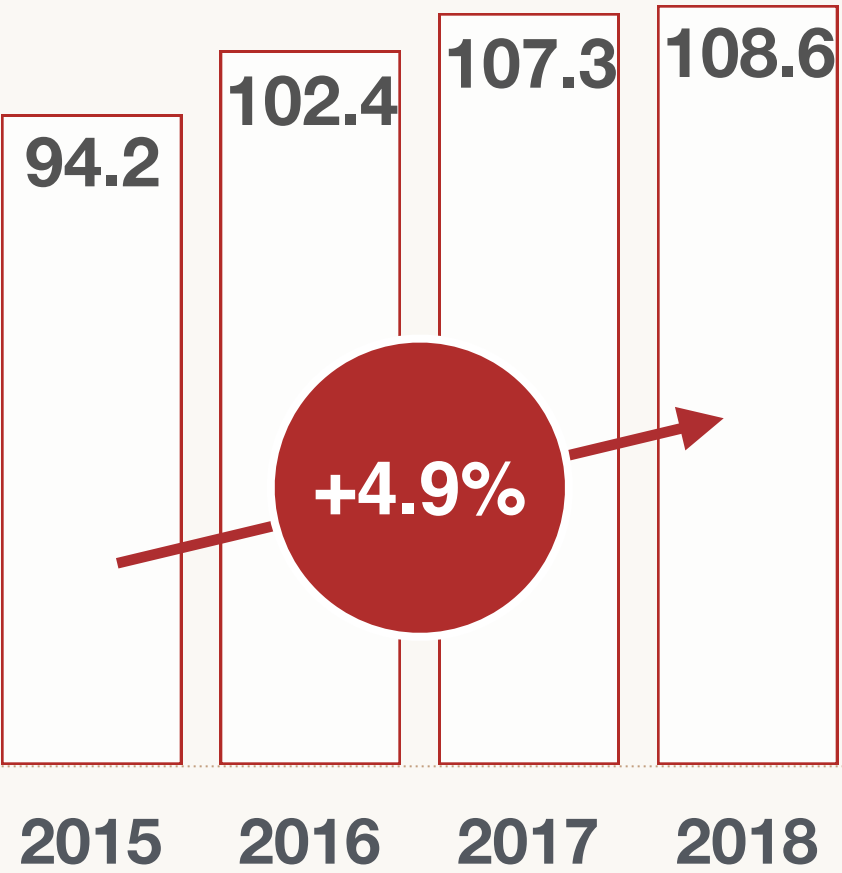
## Total Assets

KD Millions



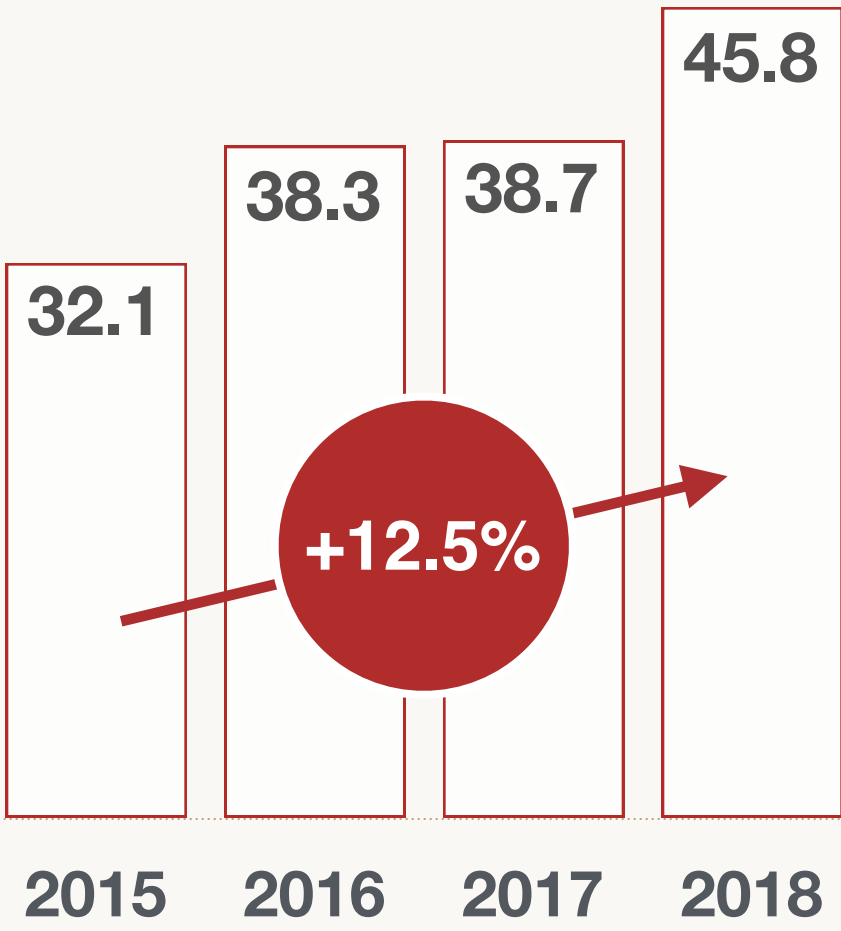
## Equity

KD Millions



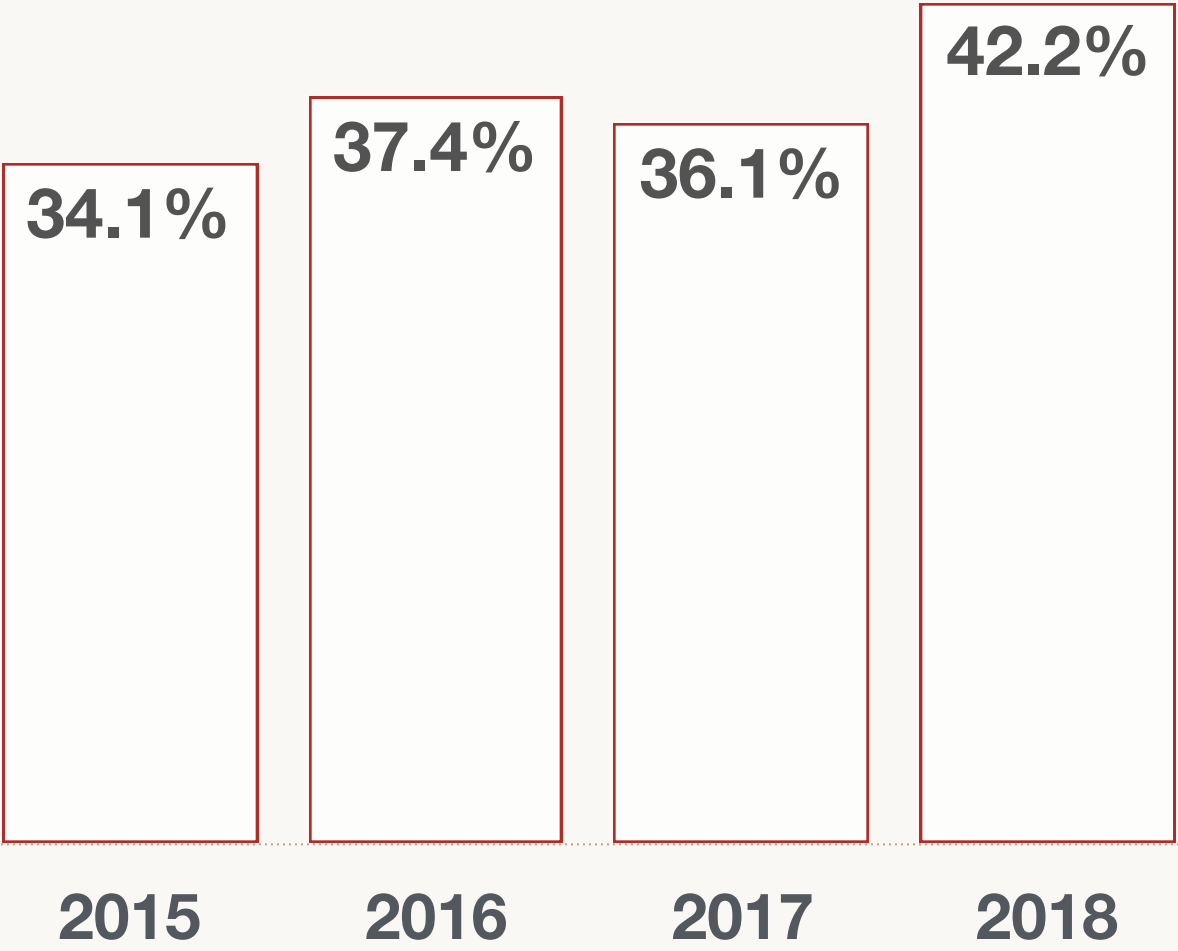
## Net Debt

KD Millions



## Net Debt to Equity (%)

KD Millions







# Key Contacts

**Mohammad Khajah**

*Head of Corporate Development and Investor Relations  
Mezzan Holding*

T: +965 2228 6336

M : +965 9977 0147

E : [mohammed.Khajah@mezzan.com](mailto:mohammed.Khajah@mezzan.com)